



+ The answer

For your tonsillectomy
and adenoidectomy procedures

Smith+Nephew



COBLATION [◇] HALO [◇]
Wand

WEREWOLF [◇]
COBLATION
System

HALO + Precision + COBLATION + Durability +
Less clogging + HALO + Precision + COBLATION
WEREWOLF + Less clogging + HALO + Precision +
Durability + WEREWOLF + Less clogging + HALO +
COBLATION + Durability + WEREWOLF + Less clogging
Precision + COBLATION + Durability + WEREWOLF +
Precision + COBLATION + Durability +
Less clogging + HALO + Precision + COBLATION
Less clogging + HALO + Precision +
WEREWOLF + Less clogging + HALO +
WEREWOLF + Less clogging

There really is now
only one answer to
your tonsillectomy
+ adenoidectomy
procedures.





Integrated pump designed to provide consistent saline delivery ensuring efficient plasma formation



Three levels of coag for desired haemostasis



Med mode is recommended for fine dissection

Hi mode is recommended for debulking

Additional, backside coag electrode

Debulking face designed for rapid tissue removal

Fine dissection designed for precise tissue ablation

Large central suction lumen for reduced clogging

Reinforced shaft allows wand to be bent up to 90 degrees without kinking for consistent suction performance throughout the procedure¹




How is COBLATION[◇] HALO[◇] Wand + WEREWOLF[◇] System different than the existing COBLATION System?

Using the same technology as our existing COBLATION system, which has been shown to result in a gentler tonsillectomy^{*2}, the COBLATION HALO Wand has all the benefits of COBLATION technology that you know, but now...

One device, one system, multiple procedures.

The COBLATION HALO Wand with the WEREWOLF System is the only system with an all-in-one device designed for both fine dissection and debulking of tissue in adenotonsillectomy. No other system on the market can offer you this. Not only that, we've taken the low temperature ablation^{11,12} COBLATION wands are known for and upgraded them to answer the questions you're consistently faced with in the OR:



+ Less clogging

Less frequent clogging due to reinforced wand shaft, preventing kinks and a new tip clearing stylet designed to clear clogs more easily and quickly if they do occur.^{***}



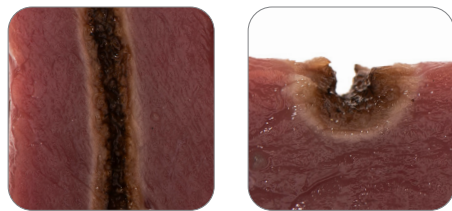
+ Dual coag

An additional backside electrode solely provides coagulation, designed to provide easy access for hemostasis and therefore preventing any unintended ablation.



+ Consistency

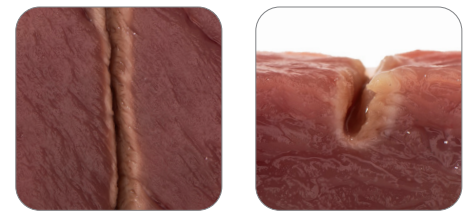
The most durable electrode in our current ENT wand portfolio¹⁰, maintaining performance throughout the duration of use.¹



..... Monopolar electrocautery



..... EVAC[®] 70 XTRA
Adenotonsillectomy Wand



..... HALO COBLATION Wand


+ More precision

With a cutting tip thickness smaller in size to monopolar electrocautery³, the dissection of the COBLATION HALO Wand is more precise than legacy COBLATION wands, (EVAC 70 XTRA).^{**4}

How is COBLATION Technology different from my current technique?

COBLATION Technology in ENT procedures has been shown to result in ablative temperatures typically no higher than 70° C*, and minimises thermal damage in surrounding tissue during tonsillectomy procedures**⁵⁻⁸ resulting in a less painful recovery than monopolar electrocautery².

With 18 years and at least 70 peer reviewed publications on COBLATION in adenotonsillectomy, COBLATION technology in ENT procedures has a long history of clinical use.^{2,9} The new COBLATION HALO Wand is the combination of that experience and listening to you, our customers, on what you need to deliver the best possible treatment for your patients.



*As demonstrated ex vivo. **In comparison to monopolar electrocautery, CO2 laser and bipolar diathermy.

Ordering information

COBLATION® HALO®

Reference #	Description
72290134	COBLATION HALO Wand

Learn more at smith-nephew.com

Manufacturer:
ArthroCare Corporation
7000 West William Cannon Drive
Austin, TX 78735, USA

Distributed by:
Sports Medicine
Smith & Nephew, Inc.
150 Minuteman Road
Andover, MA 01810

www.smith-nephew.com
T +978 749 1000
US Customer Service:
+1 800 343 5717

®Trademark of Smith & Nephew.
©2020 Smith & Nephew. All rights reserved. All trademarks acknowledged.
Printed in USA. 23020 V1 02/20



References

1. Smith+Nephew 2020. Report, Design Verification at the Challenge Condition, ENC053 T&A Wand P/N 105977-01 Rev. A. **2.** Smith+Nephew 2017. Coblation Dissection Versus Monopolar Dissection - A Systematic Review and Meta-analysis P/N 91999 Rev. A. **3.** Smith+Nephew 2020. HALO Wand Dissection Tip Size Comparison P/N 112914 Rev. A.
4. Smith+Nephew 2020. ENT Comparative Study, Dissection Comparison: HALO Wand, Evac 70 XTRA, Covidien Edge Pencil P/N 112640 Rev. A. **5.** Roje Z, Racic G, Dogas Z, Pesutić Pisac V, Timms M. Postoperative morbidity and histopathologic characteristics of tonsillar tissue following coblation tonsillectomy in children: A prospective randomized single-blind study. Collegium antropologicum. 2009;33:293-298. **6.** ArthroCare 2014. EVAC 70 Xtra Comparative Thermal Measurement Bench-top Study P/N 60735-01 Rev. A. **7.** ArthroCare 2014. PROCISE XP Comparative Thermal Measurement Bench-Top Study P/N 60736-01 Rev. A. **8.** A Magdy E, Elwany S, S el-Daly A, abdel-hadi M, A Morshedy M. Coblation tonsillectomy: A prospective, double-blind, randomised, clinical and histopathological comparison with dissection-ligation, monopolar electrocautery and laser tonsillectomies. The Journal of Laryngology and Otology. 2008;122:282-290. **9.** Temple RH, Timms MS. Paediatric coblation tonsillectomy. International Journal of Pediatric Otorhinolaryngology. 2001;61(3):195-198. **10.** Smith+Nephew 2020. HALO Wand Electrode Wear P/N 113227 Rev. A. **11.** Smith+Nephew 2020. ENT Comparative Study, Dissection Comparison: HALO Wand, Evac 70 XTRA, Covidien Edge Pencil P/N 112915 Rev. A. **12.** Smith+Nephew 2019. HALO and PROCISE XP Peak Electrode Temperature, ENC053 P/N 108740 Rev. A.